




225(29)PR1650×1030

YL225(156)

YL225Wp, Yingli Solar

Yingli's 225 watt photovoltaic module is designed for large electrical power requirements. With a 25 year warranty, the YL225 has superb durability to withstand rigorous operating conditions. Ideal for grid-connected and remote power systems, the YL225 offers high usable power per square foot of solar array.

- ◆ Solar Cell: High efficiency crystalline solar cell. Even if under the weak light, the solar module can produce maximum power output.
- ◆ Tempered glass: Anti-reflecting coating and high transmission rate glass increase the power output and mechanical strength of solar module.
- ◆ EVA and TPT: Using high quality EVA and TPT to prevent destroying and water.
- ◆ Al frame: Anodized aluminium without screw, corner connection. 6 holes on the frame can be installed easily.
- ◆ Junction box: Multi function junction box with water proof.
- ◆ Long lifetime: ≥ 25 years; Less power decrease.
- ◆ Good performance of preventing from atrocious weather such as wind and hails.
- ◆ Resisting moisture and etching effectively, not effect by geology.
- ◆ The certificate issued by international authority: ISO Quality Management system, TUV, IEC.



- World-class Product and Service
- Complete Production Chain
- PV Manufacturer from China



天威英利
TIANWEI YINGLI



YL225Wp, Yingli Solar

- World-class Product and Service
- Complete Production Chain
- PV Manufacturer from China

ELECTRICAL PARAMETER

| | |
|------------------------------|----------------------|
| Module type | 225(29)PR1650×1030 |
| Cell | Poly-crystal silicon |
| No. of Cells and Connections | 60 in series |
| Maximum Power (Pm) | 225W±3% |
| Maximum Power Voltage (Vpm) | 30.0V |
| Maximum Power Current (Ipm) | 7.5A |
| Open Circuit Voltage (Voc) | 37.0V |
| Short Circuit Current (Isc) | 8.28A |
| Module Efficiency | 13.2% |
| Cell Efficiency | 15.9% |

(* (STC) Standard Test Conditions: 25°C, 1 KW/m², AM 1.5)

MECHANICAL CHARACTERISTIC

| | |
|--------------------|-------------------|
| Dimensions (H×W×D) | 1650×1030×50mm |
| Weight | 18.7Kg(41.2Pound) |
| Area | 1.7m ² |

(Cable Length 900mm provide by clients' requirement)

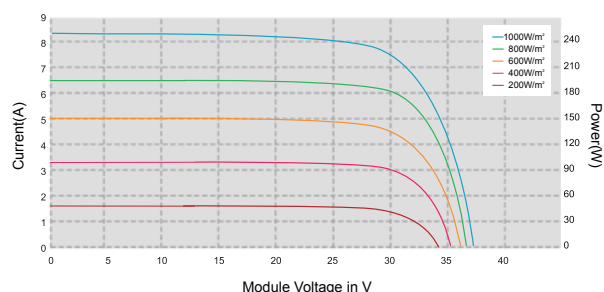
TEMPERATURE COEFFICIENTS

| | | |
|-----------------------|----------------------|-----------|
| Power | T _k (Wp) | -0.45%/°C |
| Open Circuit Voltage | T _k (Voc) | -0.37%/°C |
| Short Circuit Current | T _k (Isc) | +0.06%/°C |

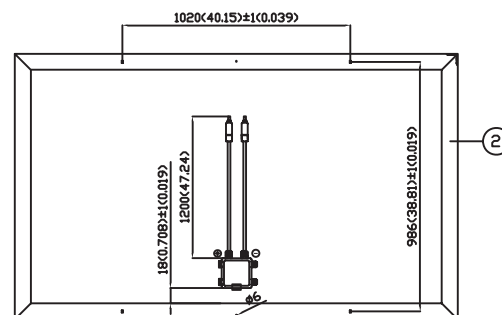
ABSOLUTE MAXIMUM LIMITS

| | | |
|------------------------------|------|---------|
| Max System Voltage | V | 1000 |
| Limiting Reverse Current | A | 15 |
| Module Operating Temperature | °C | -45—+85 |
| Wind Velocity | Km/h | 130 |
| Noct | °C | 46±2 |

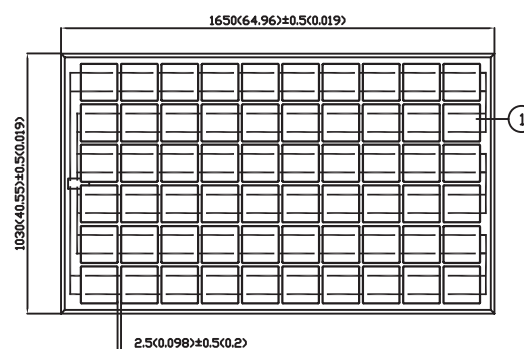
IV CURVES



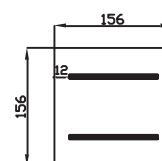
INSTALLATION DIMENSIONS



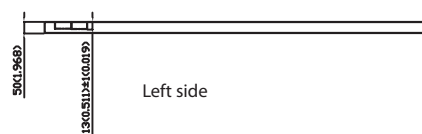
back side



front side



Cell back side



Left side

| Certificate | IEC,TUV | | | |
|-------------|--------------|---------------|--------------------|--------|
| 2 | Frame | 1650×1030 | 1Set | |
| 1 | Cell | 156×156 | 60PCS | |
| Item | Name | Specification | Quantity | Remark |
| Brand | Yingli Solar | | 225(23)PR1650×1030 | |



20070824.03.Rev01.E